Application Data Sheet –
COFA, SNAP and DEFA

HTC014

Return to info@heuletool.com

HEULE Application Data Sheet
For Deburring – Chamfering

Interest:
- ☐ Front and Back Deburring
- ☐ Front and Back Chamfering
- ☐ Combination Tooling
- ☐ Back Spotfacing
- ☐ Back Only Deburring
- ☐ Back Only Chamfering
- ☐ Front Countersinking
- ☐ Other_____

Information for:
- ☐ Purchase Order_____
- ☐ Request for Quotation (RFQ)
- ☐ Request for Tool Test Approval
- ☐ Requesting Technical Help

Date Needed:
- ☐ By_____
- ☐ Urgent

Company Name:_____ **Date:**_____

Contact Name:_____ **Phone:**_____

Address:_____ **Fax:**_____

_____ **Email:**_____

City:_____ **State:**_____ **Zip:**_____

Problem Description: (Please specify any issues and include drawing or part print)

Part Configuration: (Fill in values that apply):

REF: Part name/Drawing number:_____

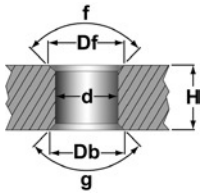

☐ Straight Hole Deburring/Chmf.

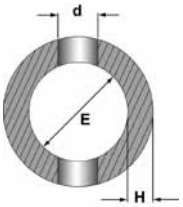

☐ Tube or I.D. Deburring

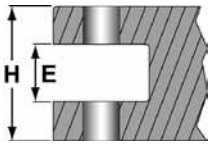

☐ Inline Holes Deburring/Chmf.

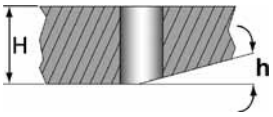

☐ Irregular Surface

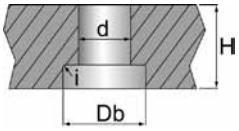

☐ Back Counterboring

d = _____ + _____ f = _____

Df = _____ + _____ g = _____

Db = _____+ _____ h = _____

H = _____ i = _____

E = _____ Surface Finish Req. = _____

In Process Hole Size: _____

Material:_____ **Hardness:**_____

Production (Yr.):_____ **Cycle Time:**_____

Sequence (1, 2, 3, etc.):

____Drill ____Bore ____Tap

____Ream ____Deburr/Chmf.

Other Information/Sketch:

Machine Type:_____

Shank Size:_____

Feed Unit:_____ **Hydrl.**_____ **Pneum.**_____ **Elec.**

Back Feed Control? Y or N **Interrupted Cuts/Cross Holes? Y or N**